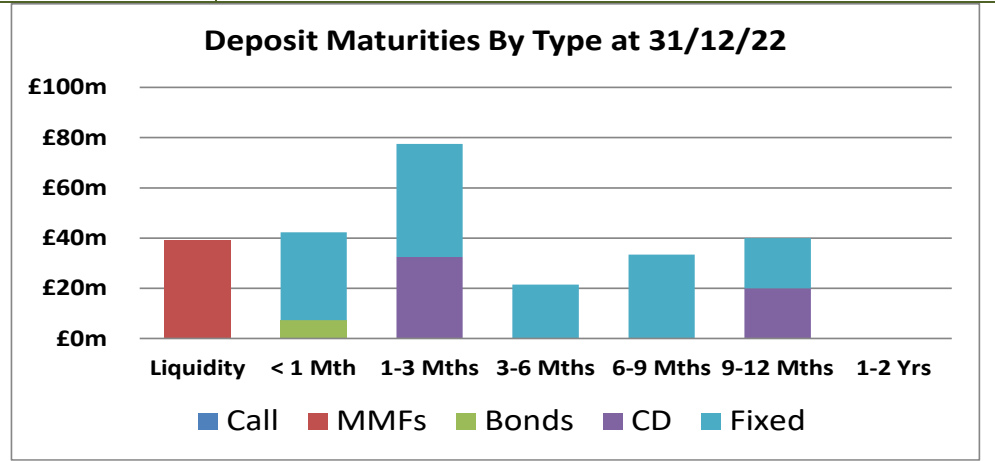
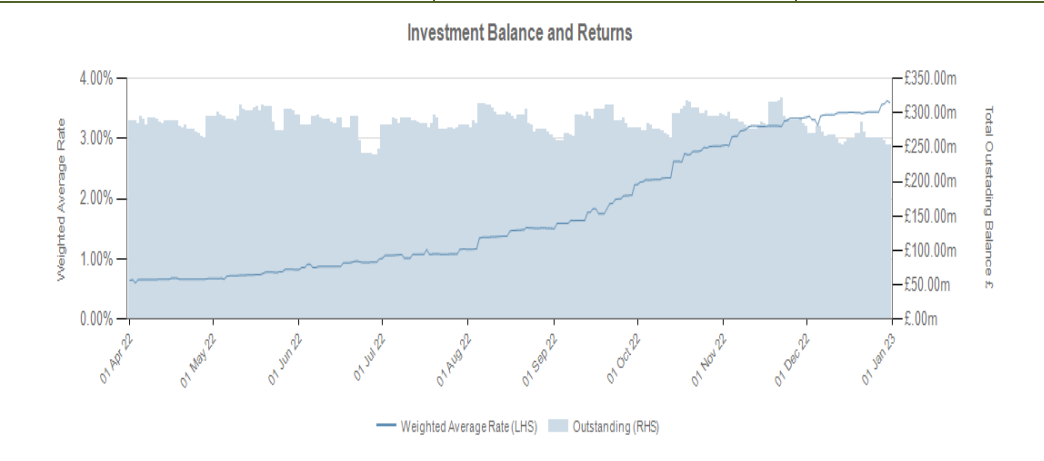


Investments: Activity & Performance on 31st December 2022

Investment Position at 31st December 2022

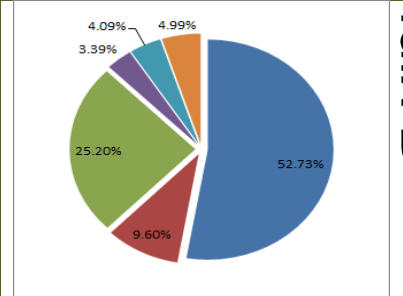
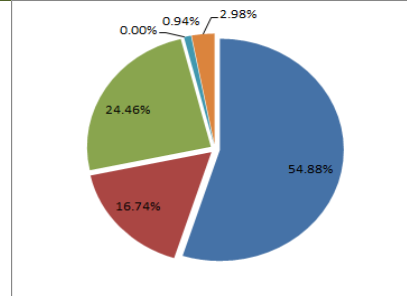
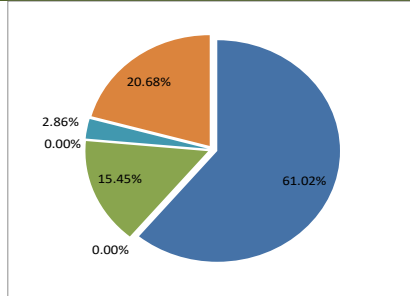
Investments Outstanding 31.12.2022	Weighted Average Maturity (WAM)	Benchmark Return (ON/3 Month SONIA) Annualised	Council Performance Annualised
£253.921m	114 Days	2.079%	1.759%



Link Benchmarking Analysis of Investments on 31st December 2022

	LCC	Benchmark Group (14)	English Counties (16)
Return at 31.12.22	3.59%	2.98%	2.82%
WAM	114	70	95
Risk Weighted Score (Duration & Credit Quality)	3.61	3.20	2.65
Model Banding- Expected Return for Risk Taken	2.64% - 3.07%	2.68% - 3.10%	2.53% - 2.96%

3.631%	Fixed Deposits
0.000%	Call & O/N
3.976%	CDs
2.296%	Bonds
3.225%	MMFs
0.000%	Enhanced MMFs



This page is intentionally left blank